




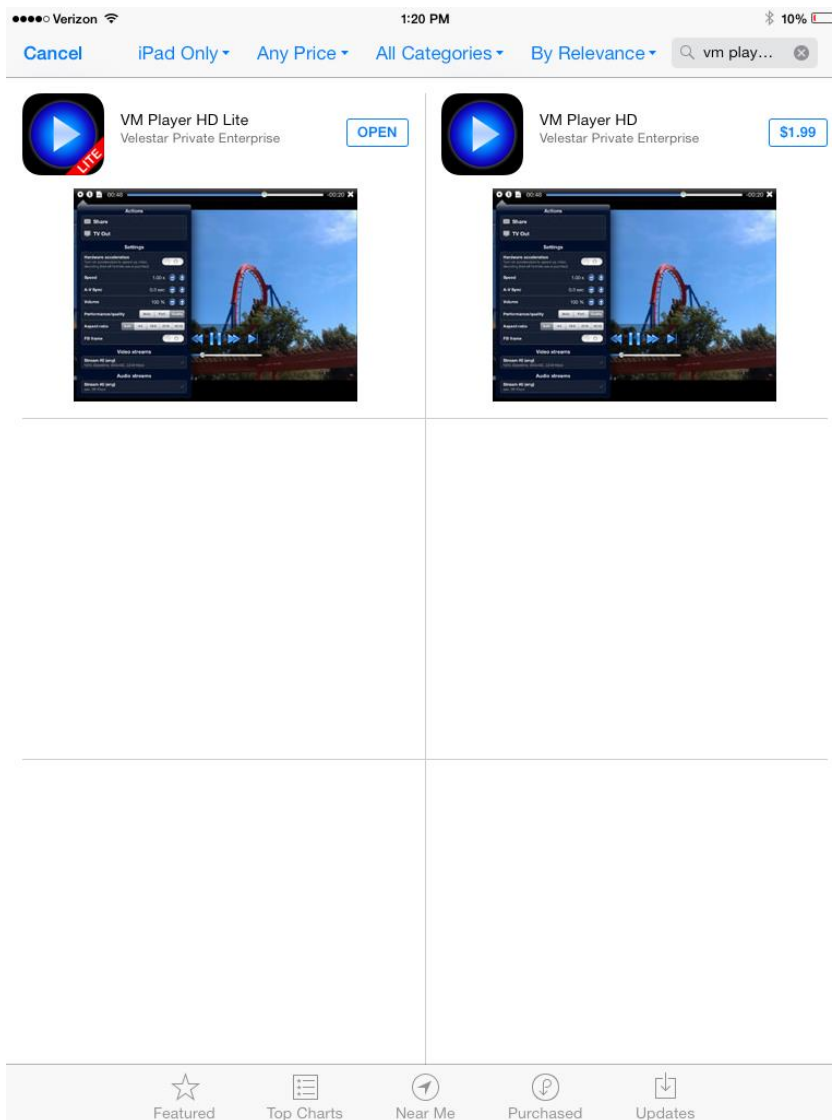
If you are using a Windows PC or Android SmartPhone, your video clips should open fine, and this document does not apply to you. If you're using a Mac desktop/laptop, you will need a program to playback AVI files.

Important Notes: These instructions also work for an iPhone, but the screen resolution may be too small for optimal viewing.

How To Playback Video Clips On Your iPad:

Step 1: Download App

1. Go to the AppStore on your device: 
2. Perform a search for the app: VM Player HD
3. You will see two versions. One is free, and will contain ads in the bottom of the video player. The other app is \$1.99 and contains no ads in the video player. The free one works fine.

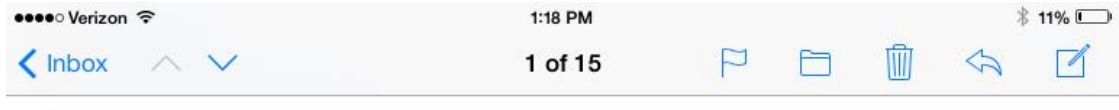




How To Playback Video Clips On Your iPad:

Step 2: Download the video file


1. In the email, select '**Tap To Download**' to get the file. This should take only a few seconds.



FW: CCTV DVR Motion Alert On 'CCTV-CLOSET-DVR'
February 27, 2014 at 1:17 PM

Motion has been detected on camera: 'Telemarketing 1'

(To view video clips from your iPad:
www.cctvservices.net/software/iPad.html)



Tap to Download

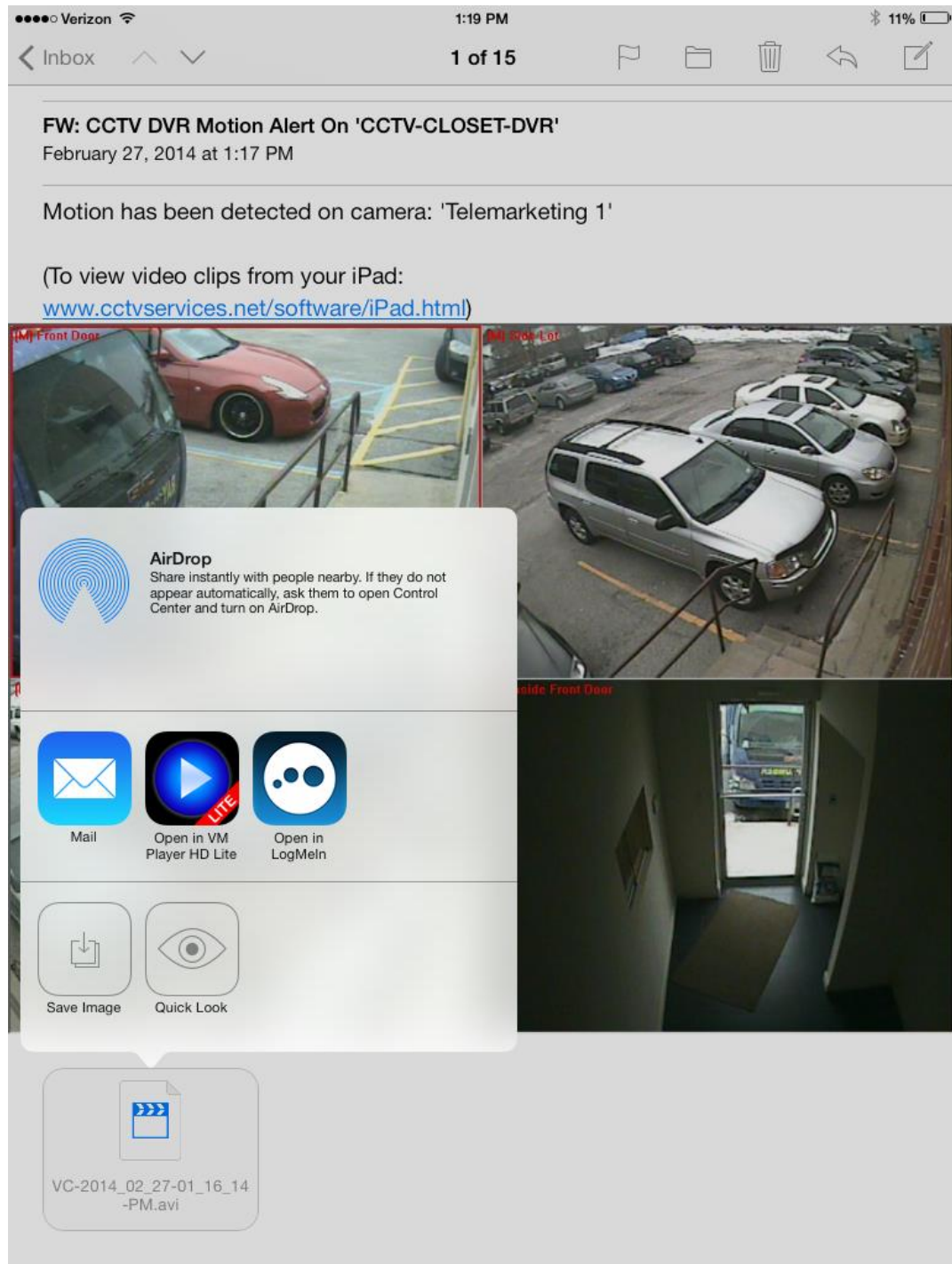
VC-2014_02_27-01_16_14
-PM.avi
2.4 MB



How To Playback Video Clips On Your iPad:

Step 3: Open the video file

1. After the file is done downloading, press and hold your finger on the file until a menu appears. (**Note: Do not tap it once or the file won't open correctly**)
2. After the menu appears, select the app that shows 'Open in VM Player HD Lite'





How To Playback Video Clips On Your iPad:

Step 4: View the video file

1. After you opened the video file, it may take a few seconds to load, but the app will appear.
2. Once it appears it is suggested you display the iPad horizontally for optimal playback.

Note: To hide the playback/pause control functions, tap the screen to hide, and tap again to show.

W ID them with WhitePages Reverse Lookup **FREE DOWNLOAD** iAd