



iPhone / iPad SETUP

1. Go the APP Store  :
and do a search for the FREE APP named citizen **"SmartView"**
 Tap the search field, tab enter **SmartView** in the search field then
tab search.
Search results appear as you type.

Tab search to dismiss the keyboard and see more of the results.

2. When you field the **SmartView** you want in the APP Store, you can
download and install it.

Sign is using your Apple ID if required, and OK.

If you don't have an Apple ID, tab Create new Apple ID to set one up.

See the status of downloading apps: After you begin downloading an app,

Its icon appears on the Home screen and shows a progress indicator.

3. For registering the site;

Press  **"SmartView"** icon

(open the SmartView)

DVR List Dialog appears on the screen



iPhone / iPad SETUP

Press “+” button, Add list dialog appears on the screen.

Enter the following information to configure your site:

Line 1- **Reg Name-** (any name
[ie. cameras]- must be 15
Letters or less

Line 2-**DVR IP-** Enter your ip address

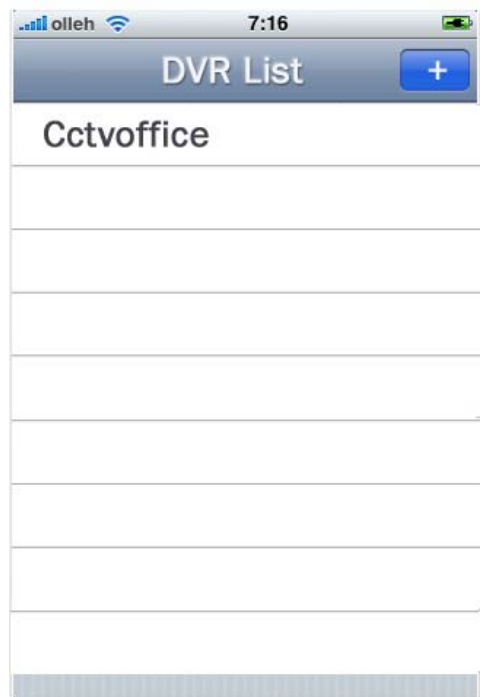
Line 3- **DVR Port-**6807

Line 4- **DVR ID-** 393

Line 5- **DVR PASSWORD –** 393

Press “**Add**” button after fill in done.

See the registered Site description in the Site List.



iPhone / iPad SETUP

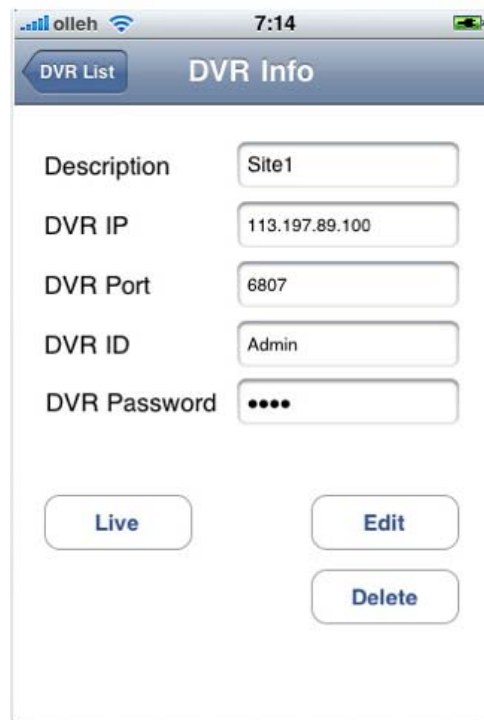
4. For Remote viewing the site;

Open **SmartView** by tapping on the icon.

Press listed "**Site name**"
(registered Site description)



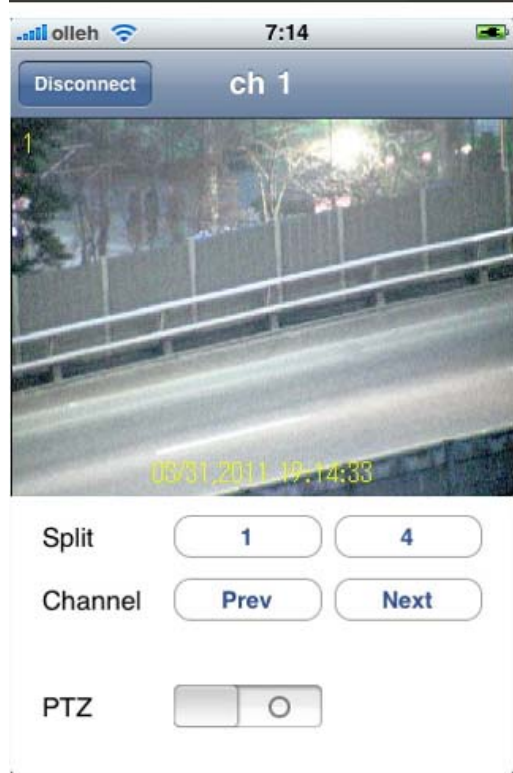
DVR Info dialog appears on the screen.



iPhone / iPad SETUP

Press "**Live**" button on the screen.

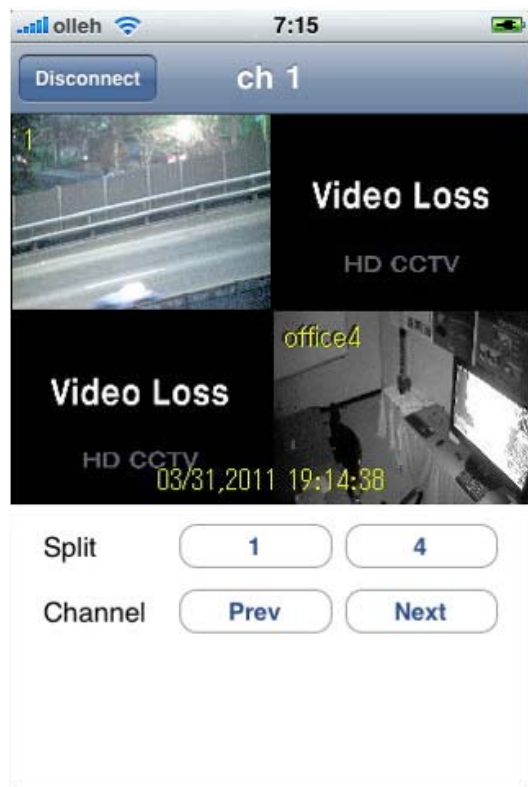
You will connect and view your 1st camera.
To view all cameras in sequence press "**Next**" or "**Prev**"



For 4 Split viewing, Press " 4 " button on the screen,

View 4 split display on the screen.

To view all cameras in sequence press "**Next**" or "**Prev**"



For disconnect, Press "**Disconnect**" button on the screen, will be close viewing screen and go back to DVR List screen.

NOTICE

If press Home Button without closed **Smartview**, Still **Smartview** s/w running on the iPhone.